



ROVER

200

SERIES




THE MARKETING INSTITUTE

Produced by Training Programme, The Marketing Institute,  
Rover Cars, Studley, Warwickshire CV8 7AJ

PRODUCT INSIGHT

*for the use of Rover sales staff only*



**ROVER**

**200**

**SERIES**

---

**PRODUCT INSIGHT**

---

*for the use of Rover sales staff only*

---

© Rover Cars, The Marketing Division, Sept. 1989

## CONTENTS

<i>sections</i>	<i>page</i>
FOREWORD	3
THE NEW RANGE	4
THE MARKET	5
CUSTOMER PROFILES	6
WALKROUND POSITIONS 1	7
E	23
2	31
3	39
4	45

## FOREWORD

This book will equip you with essential knowledge about the major features and benefits of the new Rover 200 5-door.

To help you to apply your product knowledge in a selling situation, information is structured according to the walk-round positions.

As usual with the Product Insight Series, questions and tests will help you to learn quickly and effectively. You should ensure that you can answer every End of Section Test correctly before continuing with the book.

If you want to be able to sell with confidence and professionalism, you'll be satisfied with nothing less than the highest marks available.



## THE NEW RANGE

### ROVER 200 5-door range structure

MODEL	ENGINE
214Si 16v	1.4 DOHC 16-valve
214SLi 16v	1.4 DOHC 16-valve
214GSi 16v	1.4 DOHC 16-valve
216GSi 16v	1.6 SOHC 16-valve

### HANDLING

The Rover 200 5-door has fully independent suspension. The result is agile handling combined with smoothness and stability.

### POWERFUL PERFORMANCE

The majority of models are fitted with the new powerful and refined 16-valve 1.4 Twin Cam K-Series engine.

The 1.6GSi is fitted with a 16-valve 1.6 Honda unit.

### REFINEMENT

Careful attention to styling and sound insulation contributes to the characteristic Rover atmosphere of refinement.

### QUALITY

The quality of design and build shows at the first glance – from the way the doors close smoothly and quietly, to the elegantly crafted interior.

### ROBUSTNESS

The use of thicker gauge steel for body panels, combined with the thorough engineering of every component, has produced the robustness typical of a Rover.

Whilst offering the versatility of the 5-door configuration, the new Rover is first and foremost a driver's car – in keeping with the tradition of the marque.



## THE MARKET

The new Rover 200 is the first 5-door Rover to compete in the lower medium sector, where it will expand Rover's presence and develop the Rover image.



### SALES POTENTIAL

- The medium sector is the largest in the car market, accounting for 60% of sales (more than 1.25 million units in 1988).
- The lower medium sector is the larger, with sales divided 60/40 between lower and upper.
- Within the lower medium sector, five-door models account for the vast majority of sales, taking 46.4%.
- There is therefore significant sales potential for the new Rover.



### WHERE IS THE BUSINESS?

- Retail customers and small business users take 70% of sales. These customers do not have the marquee loyalty of the large fleets. Imports take around 45% of sales – so it is all the more important to know your competition.
- Fleet sales account for 30% of the business, which is shared between ourselves, Ford and Vauxhall. Drivers in this category are generally 'user choosers', with a choice of car within certain manufacturer price brackets.

### MAJOR COMPETITORS

The new Rover's prestige image aligns it directly against competitors such as Volvo and BMW. However, every medium sector 5-door contender will be vulnerable to the Rover 200. Many owners currently driving Escort, Astra, Peugeot 309, Tipo or the Renault 19 are likely to see the new Rover as a more preferable car to have on their drive.



## CUSTOMER PROFILES

The priorities of the business car 'user chooser' and the private buyer or small business user are very different.

### THE USER CHOOSER

- These drivers are usually upwardly mobile managers or sales representatives.
- They view the lower medium sector as a stepping stone to the upper medium and executive sectors.
- They are high mileage drivers looking for
  - style
  - performance
  - drivability
  - good levels of equipment
  - comfort



### THE PRIVATE BUYER-SMALL BUSINESS USER

- These customers are usually older.
- Over 25% are retired, and the same proportion are employed in clerical jobs.
- The retired customers may have traded down from the upper medium or executive sectors.
- These customers are looking for
  - good value for money
  - economical running costs
  - reliability
  - in short, a sound purchase with low cost of ownership.



Both main groups of customers will be attracted to Rover because of its prestige.

The user/chooser will value Rover as a superior marque to Ford Vauxhall, Peugeot and imports such as VW and Fiat.

Customers trading down will want to retain big car values in a smaller package; the Rover 200 5-door has the exclusive image they seek.



## WALKROUND POSITION 1

<i>contents</i>	<i>page</i>
DIMENSIONS	8
STYLING AND REFINEMENT	9
CORROSION PROTECTION	11
SUSPENSION	14
STEERING	16
BRAKES	17
EXTERIOR FEATURES	18
END OF SECTION TEST	19
TEST ANSWERS	20
FEATURE SUMMARY	21

## DIMENSIONS

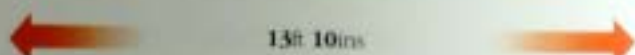

LENGTH 13ft 10ins

	Length	Width*	Height	Wheelbase
Rover 200	13ft 10ins	5ft 6ins	4ft 7ins	100ins
Escort	13ft 2ins	5ft 5ins	4ft 6ins	95ins
Astra	13ft 1ins	5ft 6ins	4ft 7ins	99ins
Volvo 400	14ft 2ins	5ft 5ins	4ft 7ins	94ins
VW Golf	13ft 1ins	5ft 5ins	4ft 6ins	97ins
Fiat Tipo	13ft 0ins	5ft 7ins	4ft 9ins	100ins
Renault 19	13ft 7ins	5ft 7ins	4ft 8ins	100ins

\* Excluding door mirrors. Rover 200 including door mirrors 6ft 4ins.

At 13ft 10ins the Rover 200 5-door is larger than Escort, Astra and Tipo; a distinct advantage in terms of prestige.

The 100ins wheelbase is significantly longer than that of Escort and the Volvo, contributing to the smooth ride.



major benefits: dimensions

Large car for the class

prestige

## STYLING AND REFINEMENT



In keeping with the Rover tradition, the car body of the new 5-door:

- Has Rover's characteristic well-balanced, sporty styling.
- Is exceptionally refined.



### SPORTY, ELEGANT STYLING

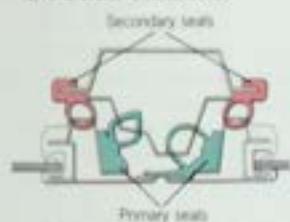
The Rover 200 5-door is immediately recognisable as part of the 'Rover family', with its low bonnet line and streamlined, sporty styling.

An integral front spoiler, together with flush-glazed front and rear screens, and near-flush side glazing, helps to smooth the air flow.

As with the Rover 800, the headlamps each have twin pocket reflectors, giving four main beam filaments and a powerful main beam output. The headlamp style too is similar to that of Rover 800, incorporating white lenses to integrate the indicators with the headlamps.



### DOUBLE-SEALING

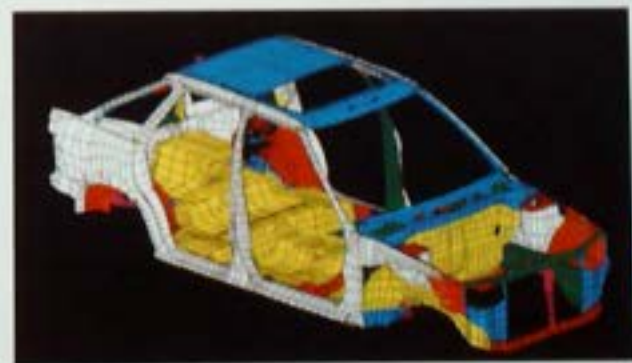


The doors and tailgate incorporate a double sealing system. A primary seal mounted on the door prevents the ingress of water and dirt; a secondary seal mounted on the door surround, inboard of the primary seal, minimises wind and road noise. The sealing system has been tuned to allow the doors to shut easily, giving the quality Rover feel.

### REFINEMENT

In designing for refinement, the drag coefficient (0.36) was only part of the equation. Equally important were the isolation from road and wind noise, and also the overall rigidity of the car body.

The use of latest-generation computer-aided engineering resources helped to design a car body with class-leading refinement.



Q How long is the Rover 200 5-door?

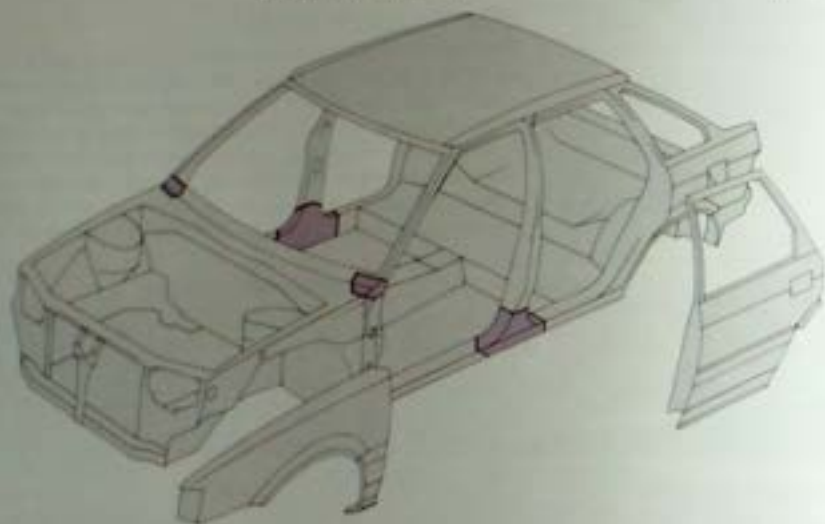


## STYLING AND REFINEMENT

### SOUND INSULATION: CAVITY FOAM INJECTION

To enhance the comprehensive sound insulation, Rover engineers used a technique normally only applied in the specialist luxury car sector.

Selected body shell cavities are injected with a special foam, which expands to fill the cavity, and has excellent sound insulation properties.



### ENGINEERING FOR QUALITY

The Rover 200 5-door is considerably heavier than most of its competitors. This reflects the uncompromising engineering of the body panels (which use thicker gauge steel than the norm), engine mountings, suspension and ancillaries.

The result is high levels of torsional rigidity, robustness and quality, as well as exceptional refinement.

The foam is injected into the bases of the front screen pillar and central door pillar.

The process, which has been refined by Rover engineers, features a silicon-based, flame retardant liquid, which is dynamically mixed in an applicator gun and injected into the bodyshell areas after paint and wax treatment.

### major benefits: styling and refinement

Sporty, elegant styling	prestige
Double sealing system	refinement
Cavity foam injection	refinement
Engineering for quality	rigidity, robustness, refinement

## CORROSION PROTECTION

Durability and quality were top priorities. The launch of the Rover 200 5-door sees proof of the advanced new techniques which are ensuring long-lasting protection against rust.

These include zinc coating of body panels, the use of new adhesives and sealants, and the development of new paint technologies.



ZINC COATING: ■ Double Sided ■ Single Sided

### FRONT MUDFLAPS AND WHEELARCH LINERS

Front mudflaps and front wheelarch liners are fitted to all models to help protect the car body from stone chipping and moisture.

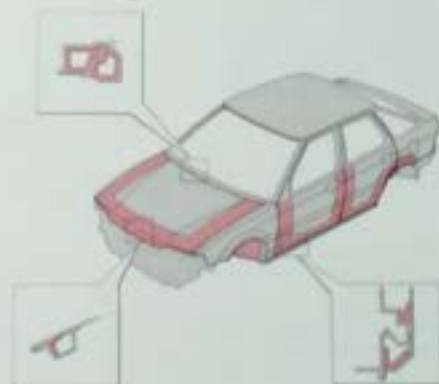


### NEW METAL TO METAL ADHESIVES AND SEALANTS

Working closely with suppliers, Rover developed a new generation of metal to metal adhesives and sealants specifically for the new models. These offer exceptionally high standards of corrosion resistance.

### WAX-INJECTION

To give further protection, wax is injected into the box sections and applied to the underbody area.



### ZINC COATING

- Approximately 70% by weight of the Rover 200 5-door's body panels are zinc-coated steels. This offers high levels of corrosion protection, in two ways:
  - If the paint coats are penetrated, the zinc acts as a protective barrier against the elements.
  - If the zinc coat itself is damaged, it oxidises with the atmosphere to form a protective layer.
- The majority of interior panels, such as those used in the bulkhead, are coated with an iron zinc alloy on both sides.
- The exterior panels of the car body are zinc-coated on the inside (but not on the outside, in order to ensure a smooth paint finish).

## CORROSION PROTECTION



Rover invested in a completely new paint facility at Longbridge, where the latest materials and techniques are used to ensure the highest quality finish.

### PRE-TREATMENT

The pre-treatment stages are critical to achieving a durable, long-lasting finish. All parts of the car body are cleaned and phosphated by being completely immersed.

### CATHODIC ELECTROPAINT

The car bodies are then dipped in a tank of paint primer; the paint is charged positively and the car body negatively, to ensure complete paint adhesion in every area. This process enhances chip resistance, panel edge protection and box section corrosion protection.

### CHIP RESISTANT PAINT

The whole of the car body is painted with an intermediate coat which has chip resistant properties. The most vulnerable areas – the bonnet nose, and the leading edges of the roof and wheelarches, receive an additional coat.

### CLEAR OVER BASE

The use of 'clear over base' technology enhances both the appearance of the paint finish and also its durability. Two coats of base colour are applied, followed by a coat of clear lacquer.

### LEAD FREE PAINT

As part of Rover's environmental engineering programme, all the paints now in use are lead free. Achieving strong colours without the use of lead involved an intensive programme of research and development.



- Q Below are three of the four major corrosion protection treatments given to the new Rover 200 5-door. What is the fourth?
1. Zinc coated panels
  2. Corrosion resistant adhesives and sealants
  3. Front mudflaps and wheelarch liners
  - 4.

## CORROSION PROTECTION



### major benefits: corrosion protection

Zinc coated panels, corrosion resistant adhesives and sealants; wax injection	durability
Front mudflaps and wheelarch liners	protection
Phosphate pre-treatment; cathodic electropaint; chip-resistant paint	durability
Clear over base	showroom appeal, durability
Lead free paint	environmental protection

- Q Which parts of the car body receive a coat of chip-resistant paint?
1. The most vulnerable areas
  2. The underside
  3. The whole car body



## SUSPENSION

One of the major benefits of the new Rover 200 5-door is its excellent handling, combined with good isolation from road noise. These characteristic Rover qualities were achieved through skilful development of the suspension design.



## FRONT SUSPENSION

- The front suspension consists of conventional (and well-proven) MacPherson struts.
- A forward facing tie bar provides fore and aft location.
- An anti-roll bar is also fitted.

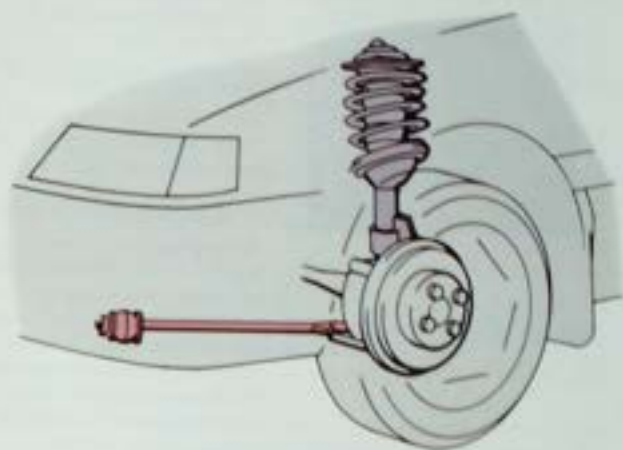
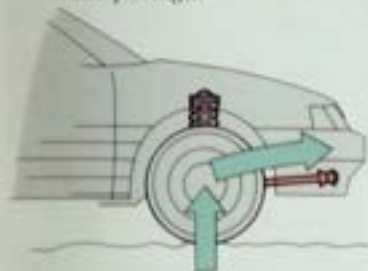
## REAR SUSPENSION

- The independent rear suspension consists of double wishbones.
- These are located fore and aft by trailing arms with a special intermediate bush.
- The Rover 216GSt 16v also has a rear anti-roll bar to complement its more powerful engine.

## SUSPENSION

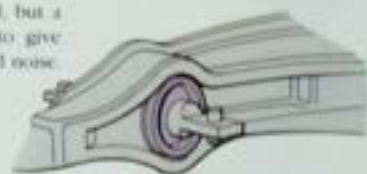
GOOD HANDLING AND REFINEMENT  
FRONT

- The front tie bar arrangement gives very stable steering, particularly under side loads.
- It also isolates the main impact of shock loads to the front suspension, by taking them forward, away from the panels immediately next to the driver and passenger.



## REAR

- The double wishbone rear suspension helps to keep the wheel at a right angle to the road, for better roadholding.
- The trailing arm arrangement gives very stable cornering characteristics, even on very rough roads.
- The rear suspension intermediate bush has a stiff vertical rate to maintain control, but a soft fore and aft rate to give good isolation from road noise.



## major benefits: suspension

Front tie bar	handling and refinement
Rear double wishbones	handling
Rear intermediate bush	handling and refinement
Rear trailing arm	handling

Q Which Rover 200 5-door model is fitted with a rear anti-roll bar?

## STEERING

Complementing the highly effective suspension design, the steering system of the new Rover 200 5-door is positive and precise. Power-assistance is available as an option on all models.



## MANUAL STEERING

With four turns lock to lock the rack and pinion steering system is nicely weighted to give a solid feel at speed and easy low-speed manoeuvring.

## POWER-ASSISTANCE; POSITIVE CENTRE FEEL

The optional power-assisted system is the Positive Centre Feel design, which has won an award from the Design Council for its good feel combined with compactness.

Positive Centre Feel is linked more closely to the steering rack than conventional power systems. In the straight ahead position and at higher speeds, when no assistance is required, it gives the same positive feel as a manual system. When extra steering effort is required, the PCF system provides full power assistance.



The Positive Centre Feel system utilises a pre-loaded spring ring, which operates a hydraulic valve when steering efforts exceed the spring pre-load.

In this way, the PCF system provides steering performance equivalent to conventional speed-sensitive power steering systems, but without the complexity.

*major benefits: steering*

Positive Centre Feel — positive response, easy manoeuvring

Q Good handling is one of the two major benefits of the Rover 200 5-door suspension design. What is the other?

## BRAKES

The brake systems on each Rover 200 model are in keeping with the performance potential. Anti-lock braking is available as an extra cost option on all models.

**Rover 214 16v models:** The 1.4 models all have front disc brakes and rear drums.

**Rover 216GSi 16v:** The Rover 216GSi 16v has ventilated front discs and solid rear discs. HR rated tyres are also fitted.

## ANTI-LOCK BRAKING

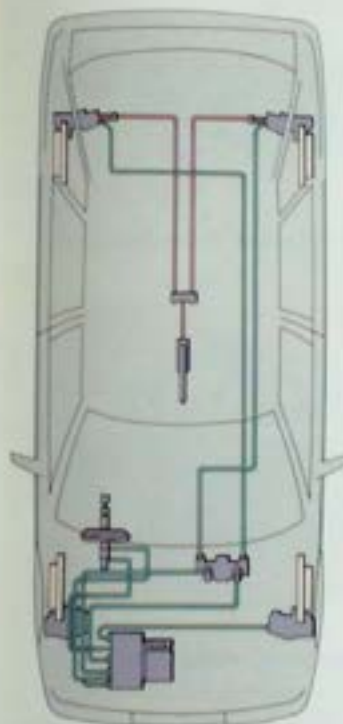
The major benefit of anti-lock braking is that it helps the driver to maintain steering control when braking hard under slippery conditions. Two different anti-lock braking systems are specified.

1. The Rover 216GSi 16v features the latest-generation Honda ALB2 system.

2. The Rover 214 models all take the latest version of the Bosch system — the ABS 2E. Ventilating front discs and solid rear discs are specified for the Rover 214 models when anti-lock braking is fitted.

The two systems are identical in their operation and advanced features:

- \* Full electronic sensing of each wheel
- \* Wheel speed sensors provide information to a central control unit.
- \* The ECU compares wheel speeds and controls braking pressure if variations in wheel speeds suggest that brake locking is imminent.
- \* Service diagnostic facility gives fast, accurate fault finding.

*major benefits: brakes*

Anti-lock braking — helps steering control when braking hard under slippery conditions

Q On which models is power-assisted steering optional?

## EXTERIOR FEATURES

The driver's car pedigree of the Rover 200 5-door is evident from the first glance. The wedge-shaped styling looks low, sleek and sporty – emphasised by the low profile 175/65 tyres, two-tone coachwork, and bodyside mouldings with red inserts. The Rover badge features elegantly on the rear door cheater panel, as well as on the bonnet and boot.



Two major exterior features distinguish the ROVER 214Si 16v from the 214Si 16v.



### TINTED GLASS AND WINDSCREEN SHADEBAND

Green tinted glass, together with a windscreen shadeband, help to reduce glare and contribute to the stylish looks of the Rover 214Si 16v.

### WHEEL TRIM

The attractive wheel trim immediately distinguishes the prestigious Rover 214Si 16v.

## END OF SECTION TEST

### questions

- 1 How long is the Rover 200 5-door?
  - a. 1.50.2ins
  - b. 1.50.10ins
  - c. 1.40.2ins
  
- 2 Below are two of the major corrosion protection treatments given to the Rover 200 5-door. What are the other two?
  - a. Corrosion resistant adhesives and sealants
  - b. Wax injection
  - c.
  - d.
  
- 3 The paint process provides further vital protection against corrosion. Which of the following aspects of the paint process contribute to the durability of the paint finish?
  - a. Phosphate pre-treatment
  - b. Cathodic electropaint
  - c. Chip resistant paint and anti-chip sealant
  - d. Clear over base paint technology
  - e. Lead free paint
  
- 4 What are the two major benefits of the Rover 200 5-door suspension design?
  - a. Compactness
  - b. Handling
  - c. Robustness
  - d. Refinement
  
- 5 The Rover 200's Positive Centre Feel power-assisted steering system provides steering performance equivalent to speed sensitive systems, but without the complexity. On which models is it optional?
  - a. From the 214Si 16v
  - b. On all models
  
- 6 On which models is anti-lock braking optional?
  - a. On all models
  - b. 210GS 16v only
  
- 7 The wheel trims are one of the two major features differentiating the Rover 214Si 16v. What is the other feature?
  - a. Coachline
  - b. Tinted glass
  - c. Tinted glass with windscreen shadeband

Q What is the major benefit of anti-lock braking?

- 1 Skips the car's brakes
- 2 Helps to maintain steering control



## END OF SECTION TEST

### answers

- 1 How long is the Rover 200 5-door?  
b. 13R 106ms
- 2 Below are two of the major corrosion protection treatments given to the Rover 200 5-door. What are the other two?  
c. Zinc coated panels  
d. Front mudflaps and wheelarch liners
- 3 The paint process provides further vital protection against corrosion. Which of the following aspects of the paint process contribute to the durability of the paint finish?  
a. Phosphate pre-treatment  
b. Cathodic electropaint  
c. Chip resistant paint and anti-chip sealant  
d. Clear over base paint technology
- 4 What are the two major benefits of the Rover 200 5-door suspension design?  
b. Handling  
d. Refinement
- 5 The Rover 200's Positive Centre Feel power-assisted steering system provides steering performance equivalent to speed sensitive systems, but without the complexity. On which models is it optional?  
b. On all models
- 6 On which models is anti-lock braking optional?  
a. On all models
- 7 The wheel trims are one of the two major features differentiating the Rover 214SLi 16v. What is the other feature?  
c. Tinted glass with windscreen shadeband

## WALKROUND POSITION 1

### feature summary

#### All models

##### BRAKES

Front disc brakes

Rear drum brakes

Servo assistance

Audible pad wear warning

##### Rover 216GSi 16v additions/changes

Ventilated front discs

Solid rear discs

##### BUMPERS

Self-coloured moulded bumpers

Integral front spoiler

##### CORROSION PROTECTION

Front mudflaps and front wheelarch liners

Zinc coated panels

Phosphate pre-treatment

Wax injections

##### EXTERIOR TRIM

Two-tone paint (grey lower body)

Neutral bodyside moulding

Claret moulding insert

Rear door cheater panel badge

Black A post capping

Black B/C post

Black door window surround

Black door mirrors

Body colour door handles and grille

##### LAMPS

Styled halogen headlamps

##### LOCKS

Childproof rear door locks

##### MIRRORS

Twin door mirrors

##### PAINT

Phosphate pre-treatment

Cathodic electro-paint

Chip resistant paint and anti-chip sealant

Lead free paint

##### SUSPENSION

Front: MacPherson struts with anti-roll bar

Rear: Double wishbone

Rover 216 GSi 16v additions/changes

Rear anti-roll bar

##### WHEELS/TYRES

14" X 5" steel wheels

175-65 x 14 tyres

Full diameter cover (Style 1)

Rover 214SLi 16v additions/changes

Full diameter cover (Style 2)

Rover 216 GSi 16v additions/changes

HR rated tyres

##### WINDOW GLASS

Flush glazed laminated windscreen

Rover 214SLi 16v additions/changes

Green tinted glass and windscreen shadeband



---

## WALKROUND POSITION E

---

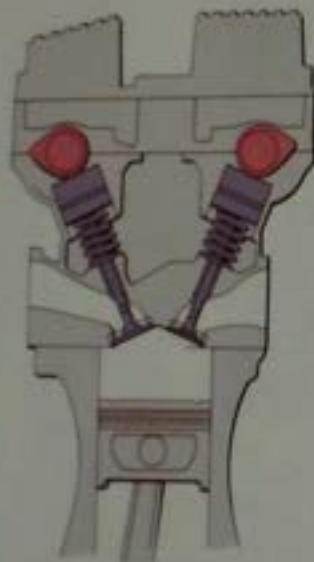
<i>contents</i>	<i>page</i>
THE 16-VALVE 1.4 ENGINE	24
THE 16-VALVE 1.6 ENGINE	25
PERFORMANCE	26
ECONOMY	27
INSURANCE GROUPS	28
END OF SECTION TEST	29
TEST ANSWERS	30
FEATURE SUMMARY	30

---

## THE 16-VALVE 1.4 ENGINE

### specification

Displacement (cc): 1596  
Cylinders: 4  
Valves per cylinder: 4, DOHC  
Main bearings: 5  
Bore (mm): 75  
Stroke (mm): 79  
Compression ratio: 9.5:1



16 valves, twin-cam



Powerful and smooth, the 95PS 16-valve K-Series Twin Cam engine is fuelled by the Rover-designed throttle body fuel injection (TBI) system. The engine is driven through a new five-speed gearbox, with a smooth, quick gearchange which enhances the car's sporty character.

The power and torque developed by the K series two-cam engine makes the Rover 214i 16 valve models genuine alternatives to their larger engined competitors. This gives the Rover 214 models a crucial advantage in light of the ever increasing tax burden on company car drivers, as they fall in a lower tax bracket than the 1.6 competitors.

	Power (PS) at rpm	Torque (lb ft) at rpm
Rover 214i 16v	95/6250	91/4000
Escort 1.6	90/5800	98/4800
Topo 1.6	84/6000	96/2900
Golf 1.6	76/6000	93/2600
Astra 1.6	82/5400	90/2600

### MAJOR BENEFITS OF K-SERIES

#### Good power to weight ratio

K-Series is all aluminium for light weight and, with its 16-valve cylinder head, has a high power output for its size. Free-revving and smooth, its 95PS maximum is more powerful than any of these larger engined competitors.

#### Environment-friendly

The new engine meets all current and foreseeable emissions legislation.

#### Lean burn

K-Series' advanced lean burn technology allows it to combine powerful performance with competitive economy.

#### Strong, durable, reliable

The engine was designed from the outset to be easy to manufacture, to ensure the highest levels of reliability. The innovative ten-bolt design gives the engine great strength and minimises cylinder bore distortion and power losses.

#### K-Series Product Report

Full details of K-Series' many features and benefits are given in the K-Series Product Report, obtainable from Training Programmes at The Marketing Institute. If you haven't yet read this book, do ensure that you are familiar with it by the time you start your sales effort with the Rover 200 5-door.

## THE 16-VALVE 1.6 ENGINE

### specification

Displacement (cc): 1590  
Cylinders: 4  
Valves per cylinder: 4, SOHC  
Main bearings: 5  
Bore (mm): 75  
Stroke (mm): 90  
Compression ratio: 9.1:1

Generating 116PS, and with a multi-point fuel injection system feeding each cylinder individually, the 16-valve 1.6 Honda engine is powerful and impressively refined. Like K-Series, it is all-aluminium, and has a 16-valve cylinder head and five-speed gearbox for sporty, eager performance.

	Power (PS) at rpm	Torque (lb ft) at rpm
Rover 216i 16v	116/6300	104/5200
Escort XR3i	105/6000	102/4800
Peugeot 309 1.6 SRi	115/6250	98/4000
Astra 1.8 SRi	112/5600	116/5000

### MAJOR BENEFITS OF 16 VALVE 1.6 ENGINE

#### All-aluminium

The 1.6 engine's all-aluminium design keeps weight to a minimum, and gives good heat dissipation and fast warm up.

#### 16 valves, SOHC

The single overhead camshaft works by operating both valve banks indirectly via two sets of rocker arms. Like K-Series, the camshaft is belt-driven for refinement and reduced servicing.

#### Ignition and fuelling

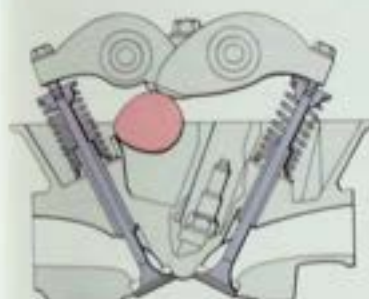
The 1.6 engine uses a Programmed Fuel Injection system which achieves extreme precision in fuel metering and ignition timing. Fuel is injected only at the intake stroke of each cylinder (normally injectors all open and close simultaneously, with half the amount of fuel needed being injected on each non-induction stroke).

#### Ignition coil and igniter unit

The ignition coil and transistorised igniter unit are both built into the distributor which is mounted on the end of the camshaft. This integrated design removes the need for an ignition HT-lead, enhancing reliability.

#### Optional four-speed automatic

A four-speed automatic is optional with the 1.6 engine. To improve cruising economy, the gearbox incorporates an electronic torque converter lock-up in 3rd and 4th gears, which operates when D4 is selected.



16 valves, single cam



**Q** The Rover 200 5-door's 1.4 engine is more powerful than larger engined competitors. What is its maximum power output? 1.85PS, 2.96PS, 3.95PS



## PERFORMANCE

	0-60 (secs)	30-50 in 4th (secs)	Top speed (mph)	Source
<b>Rover 214i 16v</b>	<b>11.1</b>	<b>9.6</b>	<b>106</b>	<b>Rover</b>
Escort 1.6	10.0	10.0	110	Autocar
Astra 1.6	11.8	-	104	What Car?
Peugeot 309 1.6	12.9	9.4	96	Autocar
VW Golf 1.6	10.9	9.0	102	Autocar
Tipo 1.4	15.1	11.2	99	Autocar
Tipo 1.6	11.5	8.7	106	Autocar
Renault 19 1.4	12.8	9.6	106	Autocar

**Rover 214i 16v: 0-60 in 11.1 secs**

The new Rover's 16-valve twin-cam engine produces acceleration and speed which are fully in keeping with its driver's car image. Sprinting from 0-60 in just 11.1 seconds, the Rover is well ahead of most of its competitors. The top speed of 106 mph is also better than the majority of competitors.

	0-60 (secs)	30-50 in 4th (secs)	Top speed (mph)	Source
<b>Rover 216i 16v</b>	<b>9.2</b>	<b>8.2</b>	<b>120</b>	<b>Rover</b>
Renault 19 1.7 TXE	11.7	8.8	110	Autocar
Astra 1.8 SRi	8.4	-	119	Autocar
Peugeot 309 1.6 SRi	9.9	-	115	What Car?
Escort XR3i	9.6	7.5	116	Autocar
<b>Rover 216i 16v Auto</b>	<b>10.8</b>	<b>-</b>	<b>118</b>	<b>Rover</b>

**Rover 216i 16v: 0-60 in 9.2 secs**

Punchy performance keeps the Rover 216i 16v well up at the front of the class. The 0-60 time of 9.2 seconds and 120 mph top speed are better than the XR3i's. Only the larger-engined Astra gets to 60mph quicker. Fourth gear acceleration is also excellent, with only 8.2 seconds from 30 to 50 in 4th.

## ECONOMY



	Urban (mpg)	Constant 56 mph (mpg)	Constant 75 mph (mpg)	Composite Average (mpg)
<b>Rover 214i 16v</b>	<b>32.6</b>	<b>53.5</b>	<b>42.4</b>	<b>41.7</b>
Escort 1.6	34.0	55.4	40.9	43.0
Astra 1.6	35.2	57.6	42.8	43.3
Peugeot 309 1.6	32.1	53.3	41.5	41.2
VW Golf 1.6	32.5	52.3	40.4	41.1
Tipo 1.4	33.2	54.3	39.8	42.1
Tipo 1.6	30.4	53.3	38.2	39.8
Renault 19 1.4	35.8	55.4	42.8	43.4

**Rover 214i 16v: 53.5 mpg**

Facet-injected 16-valve performance is combined with competitive economy. Returning 53.5 mpg at a constant 56 mph, the Rover 214 is capable of averaging over 40 mpg. More savings are made at the pumps from the ability of all the new Rovers to run on unleaded fuel.

	Urban (mpg)	Constant 56 mph (mpg)	Constant 75 mph (mpg)	Composite Average (mpg)
<b>Rover 216i 16v</b>	<b>29.3</b>	<b>43.6</b>	<b>32.9</b>	<b>35.5</b>
Renault 19 1.4 TXE	28.8	51.4	39.2	38.2
Astra 1.8SRi	27.4	50.4	39.2	36.9
Peugeot 309 1.6 SRi	30.7	48.7	37.2	38.5
Escort XR3i	27.7	45.6	37.2	35.5
<b>Rover 216i 16v Auto</b>	<b>28.3</b>	<b>43.4</b>	<b>32.8</b>	<b>34.8</b>

**Rover 216i 16v: 43.6 mpg**

Quick off the mark but far from thirsty, the 1.6-engined Rover achieves a constant 56 mph figure of 43.6 mpg, and can average over 35 to the gallon.

**Q** What is the maximum power output of the Rover 200's 1.6 engine?  
1. 120PS  
2. 110PS  
3. 130PS

**Q** The Rover 214 16v is quicker than all its major competitors from 0-60. What is its 0-60 time?  
1. 11.1 secs  
2. 12.1 secs  
3. 13.1 secs

## INSURANCE GROUPS

The new Rover 200 5-door is fully competitive in terms of insurance costs. The insurance groups, determined by the Association of British Insurers, are directly comparable with major competitors.

Models	Group
Rover 214Si 16v	4
214SLi 16v,	4
214GSi 16v	4
Rover 216GSi 16v	5

*Please note*

**PERFORMANCE.** Any reference in this book to speed or performance should not be taken as an encouragement to drive either dangerously or at speeds in excess of the national limit.

**FUEL ECONOMY FIGURES**

• The Urban, Constant 56 mph and Constant 75 mph figures are taken from the Official Fuel Consumption Booklet.

• The Composite Average is calculated using the above figures and is provided as a guide for comparison purposes only.

All the figures are only an indication of the likely fuel economy that could be achieved.

## END OF SECTION TEST

*questions*

Check your knowledge in this End of Section Test before you continue. If you get any answers wrong, go over those points again before reading the next section.

- 1 What is the power output of the 1.4 16-valve engine?  
 a. 86PS  
 b. 92PS  
 c. 95PS

- 2 What is the power output of the 1.6 16-valve engine?  
 a. 116PS  
 b. 115PS  
 c. 114PS

- 3 What is the 0-60 time of the Rover 214i 16v?  
 a. 10.9 secs  
 b. 11.1 secs  
 c. 12.5 secs

- 4 What is the 0-60 time of the Rover 216i 16v?  
 a. 9.2 secs  
 b. 9.4 secs  
 c. 9.7 secs

- 5 What is the constant 56 mph fuel economy of the Rover 214i 16v?  
 a. 50.5 mpg  
 b. 53.5 mpg  
 c. 55.5 mpg

- 6 What is the constant 56 mph fuel economy of the Rover 216i 16v?  
 a. 41.6 mpg  
 b. 42.6 mpg  
 c. 43.6 mpg

## END OF SECTION TEST

### answers

- 1 What is the power output of the 1.4 16-valve engine?  
c. 95PS
- 2 What is the power output of the 1.6 16-valve engine?  
a. 116PS
- 3 What is the 0-60 time of the Rover 214i 16v?  
b. 11.1 secs
- 4 What is the 0-60 time of the Rover 216i 16v?  
a. 9.2 secs
- 5 What is the constant 56 mph fuel economy of the Rover 214i 16v?  
b. 53.5 mpg
- 6 What is the constant 56 mph fuel economy of the Rover 216i 16v?  
c. 43.6 mpg

## WALKROUND POSITION E:

### feature summary

Rover 214Si/SLi/GSi 16v  
95PS 16-valve 4 cylinder twin  
cam 1.4 litre engine  
Unleaded tolerance  
Programmed ignition  
Single point fuel injection  
Electric fan and thermostat  
Hydraulic tappets  
Low maintenance battery  
5-speed manual gearbox  
Self-adjusting clutch  
Front wheel drive

Rover 216GSi 16v (only)  
SOHC 116Ps 16-valve 1.6  
engine  
Multi-point fuel injection



## WALKROUND POSITION 2

<i>contents</i>	<i>page</i>
FUEL TANK SIZE	32
TOWING WEIGHTS	32
BOOT AND LOADSPACE	33
LOADSPACE VERSATILITY	35
EXTERIOR FEATURES	36
END OF SECTION TEST	37
TEST ANSWERS	38
FEATURE SUMMARY	38



## FUEL TANK SIZE

### 12.1 GALLONS

The Rover 200 5-door's fuel tank is sited in front of the rear wheels to make it less vulnerable.

The tank capacity is a generous 12.1 gallons (55 litres), giving the Rover 214 a touring range of up to 504 miles (based on the composite average).



Model	Fuel tank size (gallons)	Range on full tank
Rover 214i 16v	12.1	504 miles
Renault 19 1.4	12.0	552 miles
Fiat Tempra 1.4	12.1	509 miles
Fiat Tempra 1.6	12.1	481 miles
Escort 1.6	10.6	455 miles
Astra 1.6	11.4	493 miles
Peugeot 309 1.6	12.1	498 miles
VW Golf 1.6	12.0	458 miles

## TOWING WEIGHTS

The new Rover is a very capable towing vehicle, with a towing weight of 2200lbs for all manual models. The advantages of an excellent suspension system and powerful engines are combined with a short rear overhang, and the tractional benefits of front wheel drive.

Q Based on the composite average fuel economy of the Rover 214, its touring range on a full tank would be 430 miles. What is its combined 55 mpg fuel economy?

## BOOTSPACE

### 12.4 cu. ft.

The new Rover combines sporty styling with remarkably good interior packaging. The bootspace with the rear seat up and the parcel shelf in position is 12.4 cu. ft. - better than Tipo and Golf (12 cu. ft.), and Peugeot 309 (11.6 cu. ft.).

## PARCEL SHELF

The rear parcel shelf is double hinged, and can be lifted from within the car to allow objects to be stowed in the boot.

When more bootspace is needed, the parcel shelf can be removed by releasing the front lid and sliding the shelf out backwards. It folds back on itself and can be stowed in the boot.

The boot is fully trimmed to protect luggage and further reduce noise levels, and all models are fitted with a convenient boot lamp.



Q What is the fuel tank size of the Rover 200 5-door?  
1. 11.8 gallons  
2. 12.1 gallons  
3. 12.8 gallons

## LOADSPACE

42.7 cu. ft.

Rover 200 5-door	42.7 cu. ft.
Escort	57.1 cu. ft.
Astra	35.3 cu. ft.
Tigo	38.9 cu. ft.
Golf	40.6 cu. ft.
Peugeot 309	36.4 cu. ft.
Renault 19	47.3 cu. ft.

## Rover 200

loadspace length	59.0ins
loadspace width between wheelarches	55.0ins
loadspace sill height	26.0ins

The full loadspace is achieved by folding the rear seat cushion forward to form a bulkhead and the seat squab down.



There is also a 'last half' option for when maximum space is not at a premium, by simply folding the seat squab down onto the cushion.

Q What is the Rover 200 5-door's loadspace?  
 1.116 cu. ft.  
 2.124 cu. ft.  
 3.131 cu. ft.

LOADSPACE  
VERSATILITY

All Rover 200 5-door models offer a 60:40 split folding rear seat squab – significantly increasing the luggage room when the whole of the back seat is not required.



With the one-third section down, there's room for two adults in the back, plus useful extra space for sports equipment or holiday gear.



With the two-thirds section down, the available load area is further increased, and there's still more than adequate space for a rear seat passenger.

Q What is the total loadspace of the Rover 200 5-door?  
 1.427 cu. ft.  
 2.412 cu. ft.  
 3.399 cu. ft.

## EXTERIOR FEATURES

The new Rover's sporty, streamlined styling looks good from any angle. The rear view emphasises the car's well-balanced stance.

Styling is enhanced by the aerodynamic flush glazed rear screen, two-tone coachwork, moulded bumpers and tailgate applique. The rear fog lamps and reversing lamps are neatly integrated into the rear light clusters.



**ROVER 216GSI 16v over 214GSI 16v  
REAR SPOILER**

The additional power of the 1.6 engine is signalled by the small body colour rear spoiler fitted to the Rover 216GSI 16v.

## END OF SECTION TEST

### questions

The End of Section Test will enable you to check your knowledge of this section. Make sure that you can answer every question correctly before you continue.

1. What is the fuel tank size of the Rover 200 5-door?
  - a. 12.1 gallons
  - b. 11.5 gallons
  - c. 10.4 gallons
  
2. What is the bootspace of the Rover 200 5-door?
  - a. 10.8 cu.ft.
  - b. 11.6 cu.ft.
  - c. 12.4 cu.ft.
  
3. What is the total loadspace of the Rover 200 5-door?
  - a. 45.5 cu.ft.
  - b. 42.7 cu.ft.
  - c. 41.6 cu.ft.
  
4. Which Rover 200 5-door models are fitted with a 60:40 split folding rear seat squab?
  - a. From the 214SL 16v
  - b. All models
  
5. What exterior feature distinguishes the Rover 216GSI 16v?



## END OF SECTION TEST

### ANSWERS

- 1 What is the fuel tank size of the Rover 200 5-door?  
a. 12.1 gallons
- 2 What is the bootspace of the Rover 200 5-door?  
c. 12.4 cu.ft.
- 3 What is the total loadspace of the Rover 200 5-door?  
b. 42.7 cu.ft.
- 4 Which Rover 200 5-door models are fitted with a 60:40 split folding rear seat squab?  
b. All models
- 5 What exterior feature distinguishes the Rover 216GSi 16v?  
Small body colour rear spoiler

## WALKROUND POSITION 2:

### feature summary

#### Rover 214Si/214GSi

##### BODY

Towing eyes

##### BOOT

60:40 split folding rear seat

squab

Rear parcel shelf

##### GLAZING

Flush-glazed rear screen

##### TRIM

Grey tailgate applique

Fully trimmed boot

Boot light

Rover 216GSi 16v

additions changes

Small body colour rear spoiler



## WALKROUND POSITION 3

### contents

page

REAR ACCESS AND ACCOMMODATION	40
INTERIOR FEATURES	41
FEATURES QUIZ	43
QUIZ ANSWERS	44
FEATURE SUMMARY	44

## REAR ACCESS AND ACCOMMODATION



For such a sleek-looking, sporty car the Rover 200 5-door is remarkably accommodating. The rear doors open wide to give easy access to the rear compartment. Cabin space is excellent, and the seats - in characteristic Rover style - are both comfortable and firm.



In the rear there are two inertia reel seat belts and a central belt. A typically thoughtful Rover feature is the use of recessed buckles, tucked comfortably out of the way.

Another ingenious feature is the small socket specially fitted at the top of the rear seat squab, for stowing the metal tongue of the centre belt when not in use.

### REAR COMPARTMENT HEATING

Providing special comfort for those in the back, all Rover 200 models have separate ducts running under the front seats from the heater matrix.



## INTERIOR FEATURES


The interior of the Rover 200 5-door has an unmistakable atmosphere of quality. Features such as the cut pile carpet fitted to every model, the moulded headlining, and the use of fine materials and fabrics throughout all contribute to the Rover ambience.



The moulded door casings are fitted with cloth inserts, stylish hockey stick armrests and carpet kick strips.



The long centre console incorporates an ashtray for rear seat passengers.



Rover to the last detail - the bright sill tread strips add a touch of class.

## INTERIOR FEATURES

### ROVER 214SLi 16v: REAR DOOR COURTESY LAMP

All Rover 200 5-door models are fitted with a central courtesy lamp operated from the front doors. From the Rover 214SLi 16v, the lamp is also operated by the rear doors, giving convenient illumination for rear passengers at night.



### ROVER 214GSi 16v

Three major features of the rear seating distinguish the ROVER 214GSi 16v.



#### SEAT BACK MAP POCKETS

Seat back map pockets provide useful storage space for maps and magazines.



#### CENTRE ARMREST

A fold down rear centre armrest means extra comfort for two in the back.

#### REAR HEAD RESTS

The fully adjustable rear head rests are a great asset on long journeys.

## FEATURES QUIZ

### questions

You have now completed this section. You should be able to get every answer correct in the brief quiz which follows.

- 1 From which Rover 200 5-door model is a rear door operated courtesy lamp fitted?  
a. From the Rover 214SLi 16v  
b. From the Rover 214GSi 16v
- 2 One of the three major features distinguishing the Rover 214GSi 16v is seat back map pockets. What are the other two features?  
a. Rear cigar lighter  
b. Rear compartment heating  
c. Rear centre armrest  
d. Extended centre console  
e. Rear head rests



## FEATURES QUIZ

### answers

- 1 From which Rover 200 5-door model is a rear door operated courtesy lamp fitted?  
a. From the Rover 214SLi 16v
- 2 One of the three major features distinguishing the Rover 214GN 16v is seat back map pockets. What are the other two features?  
c. Rear centre armrest  
e. Rear head rests

## WALKROUND POSITION 3:

### feature summary

#### Rover 214Si 16v

##### LAMPS

Front door operated courtesy lamp

#### Rover 214SLi 16v

##### additions/changes

Rear door operated courtesy lamp

##### SEATS

60/40 split folding rear squab

#### Rover 214 GSi 16v

##### additions/changes

Seat back map pockets

Rear centre armrest

Fully adjustable rear head rests

##### SEAT BELTS

2 inertia reel and central rear seat belts

Recessed seat belt buckles

##### TRIM

Full moulded door casings

Bright sill tread strips

Carpeted rear parcel shelf



## WALKROUND POSITION 4

<i>contents</i>	<i>page</i>
SECURITY	46
LEGROOM	47
SEAT DESIGN	48
INTERIOR TRIM	49
THE DRIVER'S CAR	50
CONTROLS AND INSTRUMENTATION	51
HEATING AND VENTILATION	54
IN-CAR ENTERTAINMENT	55
STOWAGE SPACE	56
FEATURES QUIZ	57
QUIZ ANSWERS	59
FEATURE SUMMARY	60

## SECURITY

The Rover 200 5-door incorporates a number of important security measures, and also offers a range of burglar alarms as dealer-fit accessories.

### DOOR AND TAILGATE LOCKS

The greater the number of tumblers, the higher the level of lock security. The locks for the doors and tailgate are an 8-tumbler design.

The locks also feature an anti-pick mechanism. When a thief tries to pick the lock, the ear of the tumbler wedges itself against a ledge in the lock cylinder, preventing it from being pulled down. At the same time, the pick is jammed in the lock until it is turned back to zero.

In addition, a hardened steel plate is fitted in front of the lock cylinder to make it more difficult to force.

A convenient design feature is the use of just one key for all the exterior locks and the ignition.

### FUEL FLAP

As with the Rover 800, the fuel flap is tamper-proofed by having no lock. It can only be opened by operating the interior remote release.

### ROVER 214SLi 16v: CENTRAL DOOR LOCKING

One of the features differentiating the Rover 214SLi 16v is central door locking, securing or unlocking all the doors at a turn of the key in the driver's door. For additional security the central door locking system does not open the tailgate, which is a slam lock design similar to Rover 800.

### ALARMS

A number of high security alarm systems are available as dealer-fit accessories, ranging from a low-cost but highly effective system to advanced ultrasonic protection built in to the central locking system.

#### level 1

This low cost alarm gives a high level of protection:

- Operates the car horn and hazard lights
- Immobilises the engine
- Senses illegal entry through the doors
- Separate circuits protect the foot and engine compartment
- Hidden on/off switch
- Suitable for all models

#### level 2

This alarm gives the same protection as Level 1, plus:

- Separate 120dB siren
- Options
- Ultrasonic Space Protection - detects intrusion through the windows, sunroof or tailgate
- High Security Remote Control - no hidden switches or entry delay
- Suitable for all models

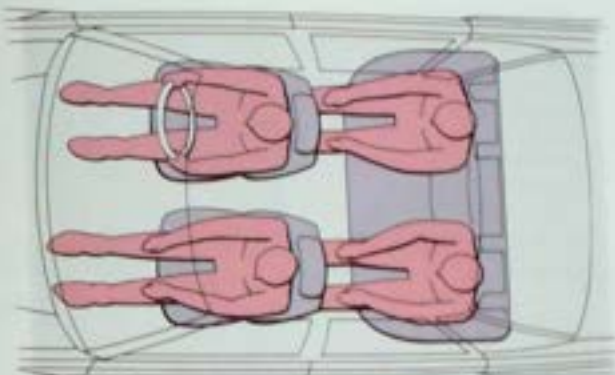
#### level 3

The ultimate in advanced protection:

- High security remote control wired to central door locking system
- Ultrasonic protection
- Integral siren
- Separate backup power supply
- Suitable for any model with central door locking

## LEGROOM

The Rover 200 5-door is an excellent example of good interior packaging. The overall feel is that of a driver's car, with the characteristic Rover ambience - but there is generous space too.



(All figures in inches)	Legroom		Legroom Total	Headroom		Shoulder room	
	Front	Rear		Front	Rear	Front	Rear
Rover 200	41.8	53.4	75.2	58.5	57.4	55.5	53.2
Escort	40.5	55.0	75.5	58.0	57.1	53.4	51.6
Golf	40.5	55.5	74.0	58.1	57.5	53.5	53.5
Peugeot 309	42.6	52.1	74.7	57.8	56.6	53.9	53.3
Tipo	37.9	57.4	75.3	40.5	53.5	56.9	56.1

### SPACE WITH STYLE

The total legroom of over 75 inches is well distributed between front and rear. All the interior dimensions are among the best in the class, and headroom is particularly impressive considering the car's low, sleek lines.



## SEAT DESIGN

Superior seat design is one of the Rover hallmarks. The Rover 200 5-door front seat design was evolved from the advanced technology used for the Rover 800, using dual hardness seat foams to give an excellent combination of comfort and support. The design of the seatbelts also contributes to occupant comfort.

### DUAL HARDNESS FOAMS

Surrounded by soft foam for comfort, the hard foam segments give support where it's needed—particularly the all-important lateral support for shoulders and thighs.

The two foams blend together imperceptibly where they join, enhancing both comfort and showroom appeal. Achieving this blend involved the most advanced technology, with different grades of foam being injected into the mould in one shot from separate mixing heads controlled by a robot.



### SEAT BELTS

The front seat belts have the buckle attached directly to the seat frame, ensuring that the belt is correctly positioned regardless of the front seat adjustment.

The upper mountings of the seat belts are also height adjustable, to optimise comfort for people of varying builds.



### ROVER 214GSi and 216GSi 16v

On the most luxurious models in the new range, two features provide additional comfort.

### DRIVER/PASSENGER LUMBAR SUPPORT

Both front seats have adjustable lumbar support, allowing support for the small of the back to be varied according to individual preferences.



### HEIGHT ADJUSTABLE DRIVER'S SEAT

The driver's seat is also adjustable for height, giving an excellent choice of driving position.

## INTERIOR TRIM

Fine fabrics, tastefully co-ordinated colours and traditional wood veneer enhance the driving environment of the new Rovers.

### ROVER 214Si 16v and 214SLi 16v: ZENITH SEAT FACINGS

The Rover 214Si 16v and 214SLi 16v have attractive Zenith seat facings, and the seats are fully trimmed with cloth backs and borders. Cloth door inserts complement the seat trim.



### ROVER 214GSi and 216GSi 16v: PRISM SEAT FACINGS

The exclusive Rover 214GSi 16v is distinguished by luxurious Prism seat facings and matching door inserts.



### ROVER 214SLi-GSi and 216GSi 16v: WOOD FASCIA AND DOOR INSERTS

The tasteful use of quality wood veneer makes a unique contribution to the Rover ambience. The interior of the Rover 214SLi 16v is immediately distinguished by the elegance of wood veneer inserts in the fascia and doors.





## THE DRIVER'S CAR

The driver's car feel of the new Rover is reinforced by the design of the driving environment, and the choice of equipment and the layout of controls and instrumentation.



A compelling invitation for any keen driver, the Rover's cockpit has a wraparound feel, with the curving fascia, chunky driver's console, and well-placed gear lever.

Instrumentation is clear and comprehensive. Forward visibility, over the low sloping bonnet, is superb. Rear visibility is good too, with the rear quarter lights and large rear screen.



### TACHOMETER

Essential equipment for the driving enthusiast enjoying the feel of 16-valve fuel-injected performance, a tachometer is fitted as standard on all Rover 200 5-door models.

### HEIGHT-ADJUSTABLE STEERING WHEEL

All Rover 200 5-door models are fitted with a height adjustable steering wheel, to allow the driver to find the driving position which suits best.

## CONTROLS AND INSTRUMENTATION

### INSTRUMENTS

The easy-to-read instruments incorporate two main dials - tachometer and speedometer - with a trip odometer.

Separate fuel and temperature gauges are fitted, and warning lights include a reminder for tailgate open.

There is also a warning buzzer which sounds if the lights are left on and the driver's door opened.

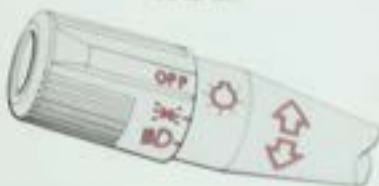


### STEERING WHEEL

In typical Rover style, the sporty soft feel three spoke steering wheel incorporates the horn push in the centre pad rather than on a column stalk.



Left: lights, indicators, wipers and dip/flash.



### INSTRUMENT ILLUMINATION

The instrument panel has the same soft orange lighting as the Rover 800, contributing to the sporty, driver's car feel.

### ROVER 214GSi and 216GSi 16v; PANEL LAMP RHEOSTAT

The Rover 214GSi 16v driver can vary the level of the instrument illumination to suit individual taste.



Right: 16-speed wiper with 16v wiper; 16v wiper; lights wiper/wiper and lights wiper/wiper.

## CONTROLS AND INSTRUMENTATION

### DOOR MIRRORS

On all models, the door mirrors are conveniently adjustable from within the car.



### REMOTE RELEASES - TAILGATE AND FUEL FILLER

All models have remote releases for the tailgate and fuel filler, located on the floor to the right of the driver's seat.



### DIGITAL CLOCK

A digital clock mounted in the fascia panel allows the driver to keep an eye on the time.

### DRIVER'S FOOTREST

A characteristically Rover feature is the footrest to the left of the clutch pedal, providing extra driver comfort on long journeys.

### INTERIOR ILLUMINATION

Well thought out interior lighting enhances both comfort and convenience.

On all models, the main switchgear is illuminated for easier use, along with the heater controls, glovebox and cigar lighter.

### IGNITION LOCK ILLUMINATION

A built-in glowing allows the driver to find the ignition lock quickly.



The ROVER 214SLi has three illuminating features that differentiate it from the 214Si

### COURTESY LAMP DELAY

In the Rover 214SLi 16v, the central interior light stays on for a few seconds after the doors are closed, allowing time for occupants to get settled comfortably.

### ASHTRAY ILLUMINATION

To give additional convenience for smokers during night driving, even the ashtray is illuminated.



## CONTROLS AND INSTRUMENTATION

### CONTROLS- DIFFERENTIAL FEATURES

A number of features of the controls distinguish the different Rover 200 5-door models.



### ROVER 214SLi 16v:

#### HEATED-ELECTRIC DOOR MIRRORS

The Rover 214SLi 16v offers the refinement of electrically operated door mirrors which are also heated to dispel ice and condensation. To save battery power the heating elements only operate when the heated rear window is switched on.

#### MANUAL SUNROOF

The Rover 214SLi 16v also has the luxury of a glass slide and tilt sunroof, fitted with an interior louvered blind to keep the interior cool when required.



### ROVER 214GSi and 216GSi 16v:

#### ELECTRIC FRONT WINDOWS

The GSi also has the luxury of electric control for the front windows.



#### POWER SUNROOF

On the prestigious Rover GSi 16v models, the sunroof is power operated.



## HEATING AND VENTILATION



The heating and ventilation system helps to maintain occupant comfort over a wide range of temperatures.



A powerful four-speed heater fan, together with side window drain ducts, deals effectively with condensation.

The heater also has a re-circulation control, to allow a flow of air to be maintained whilst excluding exhaust fumes from surrounding traffic.

Four face level vents – all fully adjustable for volume and direction – provide plenty of fresh air.



## IN-CAR ENTERTAINMENT

### ROVER 214Si 16v and 214Si 16v: R570

These models are fitted with the R570 electronic stereo FM radio/cassette player, with four speakers.

The system incorporates:

- fast and easy electronic tuning and digital display.
- 8 FM, 4 LW and 4 MW pre-set stations.
- search or manual tuning on 3 levels for all wavebands.
- Autostore facility on FM and MW – automatically tuning the strongest available FM and MW signals, and storing them in order of strength on the presets. So the driver does not have to continually re-tune when out of his local area.
- separate balance and fader controls.
- tone and loudness controls.
- Mono/Stereo switch.

In the Rover tradition, the in-car entertainment systems are of the finest quality, and all incorporate security coding to deter the thief.



### ROVER 214 GSi and 216GSi 16v: R670

The range flagships have a superb six-speaker system, with integral coaxial tweeter speakers in the front doors enhancing the stereo separation.

The R670 system has all the features of the R570, plus an Autoreverse cassette player, which automatically continues playing the reverse side of the cassette.





## STORAGE SPACE

Complementing the roomy interior of the Rover 200 5-door, storage space is more than adequate.



The illuminated glovebox allows smaller articles to be concealed, whilst front door bins provide further space for oddments. The fascia coin tray provides plenty of room for small change.

## FEATURES QUIZ

### questions

You have now finished this final Walkround section, and a Features Quiz follows to check your knowledge.

If you get anything wrong, do some quick revision by using the Feature Summary which follows the Test.

- 1 On every Rover 200 5-door model, how many keys are needed for the doors and ignition?
  - a. Two
  - b. One
  
- 2 From which Rover 200 5-door model is central door locking standard?
  - a. From the Rover 214Si 16v
  - b. From the Rover 214GSi 16v
  
- 3 The Rover 200 5-door is above all a driver's car. Which of the following features are standard on every model?
  - a. Height adjustable steering wheel
  - b. Tachometer
  - c. Internally adjustable door mirrors
  
- 4 Tick the boxes to show which Rover 200 5-door models are fitted with each item of equipment as standard.
  - a. Manual sunroof
 

Rover 214Si 16v	<input type="checkbox"/>
Rover 214Si 16v	<input type="checkbox"/>
Rover 214GSi 16v	<input type="checkbox"/>
Rover 216GSi 16v	<input type="checkbox"/>
  - b. Electric door mirrors
 

Rover 214Si 16v	<input type="checkbox"/>
Rover 214Si 16v	<input type="checkbox"/>
Rover 214GSi 16v	<input type="checkbox"/>
Rover 216GSi 16v	<input type="checkbox"/>
  - c. Power sunroof
 

Rover 214Si 16v	<input type="checkbox"/>
Rover 214Si 16v	<input type="checkbox"/>
Rover 214GSi 16v	<input type="checkbox"/>
Rover 216GSi 16v	<input type="checkbox"/>
  - d. Electric front windows
 

Rover 214Si 16v	<input type="checkbox"/>
Rover 214Si 16v	<input type="checkbox"/>
Rover 214GSi 16v	<input type="checkbox"/>
Rover 216GSi 16v	<input type="checkbox"/>

## FEATURES QUIZ

### questions

- 5 Which Rover 200 5-door models are fitted with the R670 stereo sound system?
- a. Rover 214Si 16v
- b. Rover 214SLi 16v
- c. Rover 214GSi 16v
- d. Rover 216GSi 16v
- 6 What additional features does the R670 system offer over the R570?
- a. Six x four speakers
- b. Autostore radio
- c. Autoreverse cassette player
- d. 8 FM, 4 LW and 4 MW pre-set stations
- 7 The Rover 214GSi 16v front seats offer two additional features over those fitted to the 214SLi 16v. What are these features?
- a. Height adjustable seat belts
- b. Driver's seat lumbar support adjustment
- c. Driver/passenger seat lumbar support adjustment
- d. Driver/passenger seat height adjustment
- e. Driver's seat height adjustment
- 8 Which models are fitted with
- a. Prism seat facings
- Rover 214Si 16v
- Rover 214SLi 16v
- Rover 214GSi 16v
- Rover 216GSi 16v
- b. Zenith seat facings
- Rover 214Si 16v
- Rover 214SLi 16v
- Rover 214GSi 16v
- Rover 216GSi 16v
- 9 On which models are wood fascia and door inserts fitted?
- a. Rover 214Si 16v
- b. Rover 214SLi 16v
- c. Rover 214GSi 16v
- d. Rover 216GSi 16v
- 10 Which of the four features listed below are standard on the Rover 214SLi 16v?
- a. Courtesy lamp delay
- b. Panel lamp rheostat
- c. Ashtray illumination
- d. Ignition lock illumination

## FEATURES QUIZ

### answers

- 1 On every Rover 200 5-door model, how many keys are needed for the doors and ignition?
- a. Two
- b. One
- 2 From which Rover 200 5-door model is central door locking standard?
- a. From the Rover 214SLi 16v
- b. From the Rover 214GSi 16v
- 3 The Rover 200 5-door is above all a driver's car. Which of the following features are standard on every model?
- a. Height-adjustable steering wheel
- b. Tachometer
- c. Internally adjustable door mirrors
- 4 Tick the boxes to show which Rover 200 5-door models are fitted with each item of equipment as standard.
- a. Manual sunroof
- Rover 214Si 16v
- Rover 214SLi 16v
- Rover 214GSi 16v
- Rover 216GSi 16v
- b. Electric door mirrors
- Rover 214Si 16v
- Rover 214SLi 16v
- Rover 214GSi 16v
- Rover 216GSi 16v
- c. Power sunroof
- Rover 214Si 16v
- Rover 214SLi 16v
- Rover 214GSi 16v
- Rover 216GSi 16v
- d. Electric front windows
- Rover 214Si 16v
- Rover 214SLi 16v
- Rover 214GSi 16v
- Rover 216GSi 16v

## FEATURES QUIZ

### answers

- 5 Which Rover 200 5-door models are fitted with the R670 stereo sound system?  
a. Rover 214Si 16v  
b. Rover 214SLi 16v  
c. Rover 214GSi 16v  
d. Rover 216GSi 16v
- 6 What additional features does the R670 system offer over the R570?  
a. Six v. four speakers  
b. Autostore radio  
c. Autoreverse cassette player  
d. 8 FM, 4 LW and 4 MW pre-set stations
- 7 The Rover 214GSi 16v front seats offer two additional features over those fitted to the 214SLi 16v. What are these features?  
a. Height adjustable seat belts  
b. Driver's seat lumbar support adjustment  
c. Driver/passenger seat lumbar support adjustment  
d. Driver/passenger seat height adjustment  
e. Driver's seat height adjustment
- 8 Which models are fitted with:  
a. Prism seat facings  
Rover 214Si 16v  
Rover 214SLi 16v  
Rover 214GSi 16v  
Rover 216GSi 16v  
b. Zenith seat facings  
Rover 214Si 16v  
Rover 214SLi 16v  
Rover 214GSi 16v  
Rover 216GSi 16v
- 9 On which models are wood fascia and door inserts fitted?  
a. Rover 214Si 16v  
b. Rover 214SLi 16v  
c. Rover 214GSi 16v  
d. Rover 216GSi 16v
- 10 Which of the four features listed below are standard on the Rover 214SLi 16v?  
a. Courtesy lamp delay  
b. Panel lamp rheostat  
c. Ashtray illumination  
d. Ignition lock illumination

## WALKROUND POSITION 4

### feature summary

#### All models

#### ASHTRAYS

- Front and rear ashtray
- Rover 214SLi 16v additions/changes
- Front illuminated ashtray

#### CARPET

- Cat pile carpet

#### CONSOLE

- Long centre console with rear ashtray

#### CONTROLS

- Height adjustable steering wheel
- Soft feel 3-spoke steering wheel
- Horn push in steering wheel centre
- Twin column stalks
- Two speed wipers with flick wipe and intermittent wipe
- Intermittent rear wash/wipe
- Remote control tailgate release
- Remote control fuel flap release
- Twin windtone horns
- Cigar lighter
- Driver's left footrest
- Handbrake cover and grip
- Twin internally adjustable door mirrors
- Rover 214SLi 16v additions/changes
- Electric heated door mirrors
- Central door locking
- Glass manual sunroof
- Rover 214GSi 16v additions/changes
- Electric sunroof
- Electric front windows

#### HEADLINING

- Moulded headlining
- 3 grab handles

#### HEATING AND VENTILATION

- 4 face level vents
- Side demist ducts
- Air blend heater
- Re-circulation control
- 4 speed fan

#### IN-CAR ENTERTAINMENT

- 4 speakers
- R570 ICE
  - electronic tune display
  - pre-set station buttons
  - autostore
  - integral fader/loadness controls
  - security code
- Rover 214GSi 16v additions/changes
- R670 with Autoreverse and integral front tweeters

#### INTERIOR TRIM

- Full moulded door casings
- Hockey stick door armrests
- Cloth door inserts
- Carpet kick strips
- Moulded gear knob and PVC gater
- Bright sill tread strips
- Fascia shell mat
- Moulded A, B, C, D, E post covers



## WALKROUND POSITION 4

### feature summary

All models  
INSTRUMENTS  
Tachometer  
Speedometer  
Trip odometer  
Fuel/temperature gauges  
LCD digital clock  
Rover 214GSI 16v additions/changes  
Instrument panel rheostat

LAMPS  
Illuminated switchgear  
Illuminated heater controls  
Illuminated cigar lighter  
Illuminated glovebox  
Central courtesy lamp  
Front door courtesy switches  
Rover 214SLi 16v additions/changes  
Courtesy lamp delay  
Ignition lock illumination  
Ashtray illumination

LOCKS  
Single key locking  
Rover 214SLi 16v additions/changes  
Central door locking

SEATS  
Sports style front seats  
Reclining front seats  
Cloth seat backs and borders  
Fully adjustable front head restraints  
Zenith seat trim  
Rover 214GSI 16v additions/changes  
Prism trim (doors and seats)  
Driver/front passenger lumbar adjust  
Driver height adjustment

SEAT BELTS  
Inertia reel front seat belts  
Height adjustable front seat belts  
Seat attached buckle  
Concealed seat belt reels

STOWAGE  
Glovebox  
Fascia shelf (with mat)  
Fascia coin tray  
Front door bins  
Driver's side rear coat hook

SUNVISORS  
Twin sunvisors  
Passenger vanity mirror

WARNING LAMPS  
Tailgate open  
Handbrake on/low fluid  
Rover 216GSI 16v additions/changes  
'check engine'

OPTIONAL LUXURY PACK  
For discerning drivers requiring still higher levels of specification, there is an optional luxury pack available on GSi models. This consists of a top quality napped leather seat trim, electric rear windows and power-assisted steering.

OPTIONAL SPORTS PACK  
Drivers wishing to emphasise the sporty character of their Rover GSi can choose the optional sports pack, featuring alloy wheels, power-assisted steering and the top-of-the-range R681 in-car entertainment system.

---

**THE MARKETING INSTITUTE**

---

The information included in this book was, to the best of our knowledge, correct at the time of going to press. However, it cannot be guaranteed that all details will be correct at any later date. (Sept. '89)